

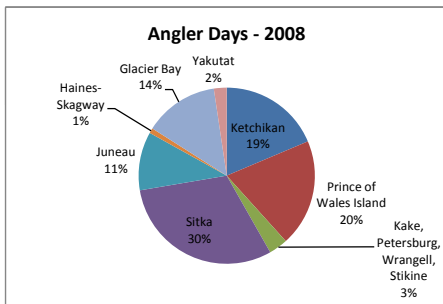
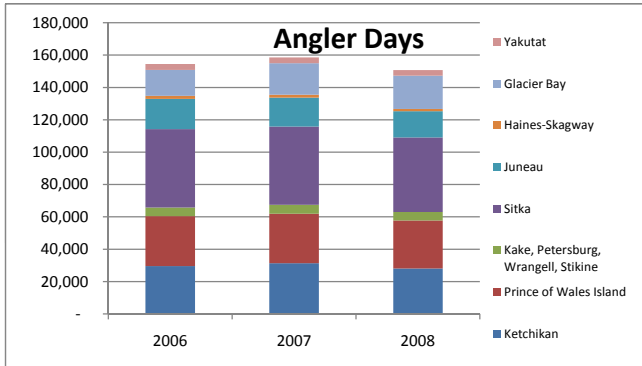
SouthEast Saltwater Logbook Data

From ADF&G Special Publication No. 09-11

	<u>2006</u>	<u>2007</u>	<u>2008</u>	<u>Percent Change 2006-2008</u>
Participation				
Number of Charter Businesses	439	430	429	-2.3%
Number of Vessels	747	768	759	1.6%
Number of Trips	39,088	39,599	37,449	-4.4%
Number of Angler Days	154,549	158,551	150,793	-2.5%
Number of Active Saltwater Guides	881	873	860	-2.4%
Guided Catch Data (number of fish kept)				
Halibut	114,422	123,571	110,554	-3.5%
Kings >28"	56,548	49,835	20,552	-175.1%
Coho	135,830	195,501	125,072	-8.6%
Lingcod	12,761	8,616	7,499	-70.2%
Yelloweye	20,767	19,454	18,328	-13.3%
Pelagic Rockfish	38,211	46,970	68,963	44.6%
Oher Rockfish	16,515	18,461	20,910	21.0%
From IPHC				
2C Halibut (millions of lbs) - Guides Only	1,804	1,918	1,999	9.8%
Analysis				
Angler days/trip	4.0	4.0	4.0	1.8%
Angler days/vessel	207	206	199	-4.1%
Angler days/business	352	369	351	-0.2%
Trips/business	89	92	87	-2.0%
Vessels/business	1.7	1.8	1.8	3.8%
Fish Size (lbs/halibut)	16	16	18	12.8%
Number of Halibut per angler day	0.7	0.8	0.7	-1.0%
Number of Chinook per angler day	0.4	0.3	0.1	-168.5%
Number of Coho per angler day	0.9	1.2	0.8	-6.0%

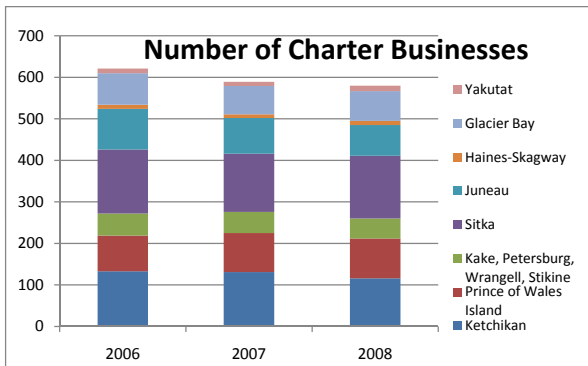
Number of Angler Days

	2006	2007	2008	Percent Change 2006-2008
A Ketchikan	29,553	31,381	28,100	-4.9%
B Prince of Wales Island	30,900	30,559	29,671	-4.0%
C Kake, Petersburg, Wrangell, Stikine	5,370	5,547	5,209	-3.0%
D Sitka	48,415	48,336	46,091	-4.8%
E Juneau	18,700	17,913	16,212	-13.3%
F Haines-Skagway	1,842	1,796	1,383	-24.9%
G Glacier Bay	16,112	19,485	20,590	27.8%
H Yakutat	3,657	3,534	3,537	-3.3%
Total	154,549	158,551	150,793	-2.4%



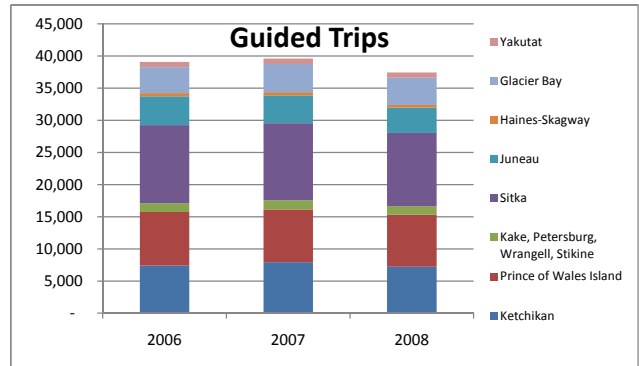
Number of Businesses

	2006	2007	2008	Percent Change 2006-2008
Ketchikan	133	131	116	-12.8%
Prince of Wales Island	86	94	96	11.6%
Kake, Petersburg, Wrangell, Stikine	53	51	48	-9.4%
Sitka	154	140	151	-1.9%
Juneau	98	86	74	-24.5%
Haines-Skagway	10	9	10	0.0%
Glacier Bay	76	68	72	-5.3%
Yakutat	11	10	13	18.2%
Total	621	589	580	-6.6%



Guided Trips

	2006	2007	2008	Percent Change 2006-2008
Ketchikan	7,403	7,925	7,220	-2.5%
Prince of Wales Island	8,335	8,224	8,086	-3.0%
Kake, Petersburg, Wrangell, Stikine	1,379	1,400	1,329	-3.6%
Sitka	12,140	12,017	11,397	-6.1%
Juneau	4,476	4,312	3,941	-12.0%
Haines-Skagway	510	514	416	-18.4%
Glacier Bay	4,023	4,382	4,234	5.2%
Yakutat	822	825	826	0.5%
Total	39,088	39,599	37,449	-4.2%



Number of Guided Vessels

	2006	2007	2008	Percent Change 2006-2008
Ketchikan				
Prince of Wales Island				
Kake, Petersburg, Wrangell, Stikine				
Sitka				
Juneau				
Haines-Skagway				
Glacier Bay				
Yakutat				
Total				